

# Serie Protection

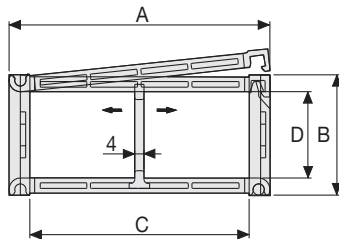
## SR445PI/SR445PE Nylon Protection Cable Chain with openable covers

### Inner height (D) 45 mm

Sideband & Frame construction with large anti-friction single-pin.

Covers are openable from inner radius (SR445PI) or from outer radius (SR445PE).

Vertical separators are available.



### Separator

- Unassembled	Part.no S445UF
- Assembled	Part.no S445UFMC

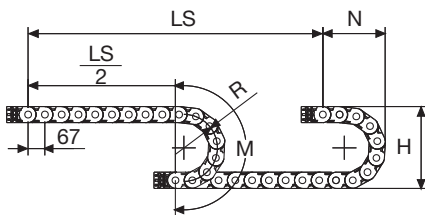
### Pin

Part.no PG445

### Technical characteristics when self-supported

Speed	10 m/s
Acceleration	50 m/s <sup>2</sup>

For higher requirements please consult our technical dept.



Length of chain (L)

Half travel distance ( $\frac{LS}{2}$ )

plus length of curve (M)

$$L = \frac{LS}{2} + M$$

A	B	C	D	R	Weight/m	Chain
mm	mm	mm	mm	mm	kg	Part Number
72	64	50	45	100-125-150-175-200-250-300	1,83	SR445PI(PE)050□□□*
83	64	61	45	100-125-150-175-200-250-300	1,87	SR445PI(PE)061□□□*
97	64	75	45	100-125-150-175-200-250-300	2,05	SR445PI(PE)075□□□*
103	64	81	45	100-125-150-175-200-250-300	2,10	SR445PI(PE)081□□□*
117	64	95	45	100-125-150-175-200-250-300	2,23	SR445PI(PE)095□□□*
122	64	100	45	100-125-150-175-200-250-300	2,26	SR445PI(PE)100□□□*
129	64	107	45	100-125-150-175-200-250-300	2,31	SR445PI(PE)107□□□*
139	64	117	45	100-125-150-175-200-250-300	2,38	SR445PI(PE)117□□□*
147	64	125	45	100-125-150-175-200-250-300	2,49	SR445PI(PE)125□□□*
158	64	136	45	100-125-150-175-200-250-300	2,60	SR445PI(PE)136□□□*
172	64	150	45	100-125-150-175-200-250-300	2,71	SR445PI(PE)150□□□*
197	64	175	45	100-125-150-175-200-250-300	2,93	SR445PI(PE)175□□□*
222	64	200	45	100-125-150-175-200-250-300	3,17	SR445PI(PE)200□□□*
233	64	211	45	100-125-150-175-200-250-300	3,26	SR445PI(PE)211□□□*
247	64	225	45	100-125-150-175-200-250-300	3,39	SR445PI(PE)225□□□*
274	64	252	45	100-125-150-175-200-250-300	3,64	SR445PI(PE)252□□□*
283	64	261	45	100-125-150-175-200-250-300	3,71	SR445PI(PE)261□□□*
334	64	312	45	100-125-150-175-200-250-300	4,13	SR445PI(PE)312□□□*
356	64	334	45	100-125-150-175-200-250-300	4,35	SR445PI(PE)334□□□*
384	64	362	45	100-125-150-175-200-250-300	4,59	SR445PI(PE)362□□□*

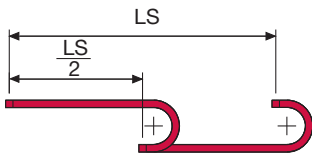
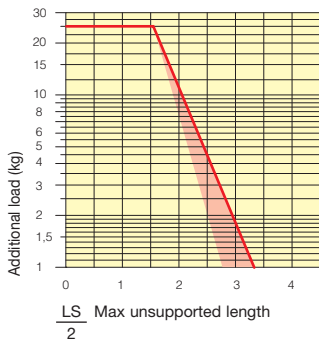
\*Complete the code by inserting the value of the radius (R): Ex. SR445PI(PE)050 □ □ □ □

R	H	N	M
mm	mm	mm	mm
100	264	200	450
125	314	225	530
150	364	250	605
175	414	275	685
200	464	300	765
250	564	350	920
300	664	400	1080



### Self-Supporting Capacity Diagram

The maximum length of the self-supporting capacity ( $\frac{LS}{2}$ ) in relationship to the weight of the cables and hoses contained per linear metre.



The red marking in the diagram area considers the difference of weight between various widths of chain.

For applications with  $\frac{LS}{2}$  and weights not included in the area of the diagram showing self-supporting capacity, verify the possible use of support rollers (see page 30).

### End Brackets

The end brackets set allows the two ends of the chain to be attached to the equipment. Set complete with tiewrap clamps available on request.

#### Nylon Type

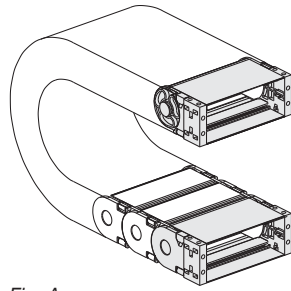
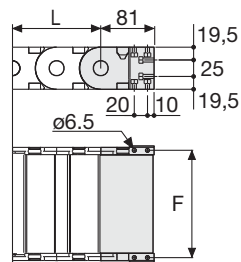


Fig. A  
The chain can be fixed frontally, inner or outer radius. (Fig A)



Chain Type	F mm
SR445PI(PE)050	63
SR445PI(PE)061	74
SR445PI(PE)075	88
SR445PI(PE)081	94
SR445PI(PE)095	108
SR445PI(PE)100	113
SR445PI(PE)107	120
SR445PI(PE)117	130
SR445PI(PE)125	138
SR445PI(PE)136	149
SR445PI(PE)150	163
SR445PI(PE)175	188
SR445PI(PE)200	213
SR445PI(PE)211	224
SR445PI(PE)225	238
SR445PI(PE)252	265
SR445PI(PE)261	274
SR445PI(PE)312	325
SR445PI(PE)334	347
SR445PI(PE)362	375

#### Nylon Type Part Numbers

Complete Set Assembled  
AN445P□□□\*KM

Complete Set Unassembled  
AN445P□□□\*K

#### Tiewrap Clamp Part Numbers

Complete Set Assembled  
CFC445M□□□\*KM

Complete Set Unassembled  
CFC445M□□□\*K

#### Nylon Type

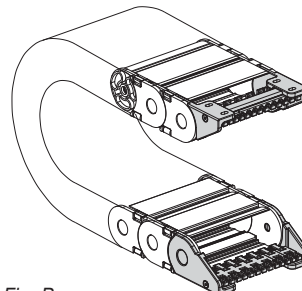
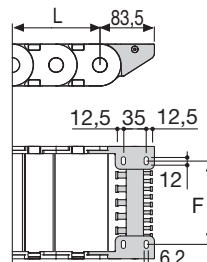


Fig. B  
Chain fixed outside the radius. (Fig B)  
See end brackets mounting variations page 31.



Chain Type	F mm
SR445PI(PE)050	28
SR445PI(PE)061	39
SR445PI(PE)075	53
SR445PI(PE)081	59
SR445PI(PE)095	73
SR445PI(PE)100	78
SR445PI(PE)107	85
SR445PI(PE)117	95
SR445PI(PE)125	103
SR445PI(PE)136	114
SR445PI(PE)150	128
SR445PI(PE)175	153
SR445PI(PE)200	178
SR445PI(PE)211	189
SR445PI(PE)225	203
SR445PI(PE)252	230
SR445PI(PE)261	239
SR445PI(PE)312	290
SR445PI(PE)334	312
SR445PI(PE)362	340

#### Nylon Type Part Numbers

Complete Set Assembled  
AN445KM□\*\*\*\*

Complete Set Unassembled  
AN445K□\*\*\*\*

#### Tiewrap Clamp Part Numbers

Complete Set Assembled  
SFCT445□□□\*KM

Complete Set Unassembled  
SFCT445□□□\*K

\*\*\*\*1=Pos.1; 2=Pos.2; 3=Pos.3  
5=Pos.5; 6=Pos.6

### Serie Protection

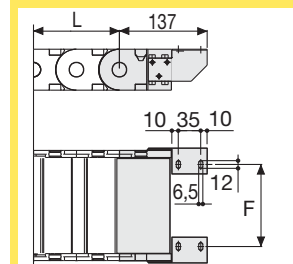
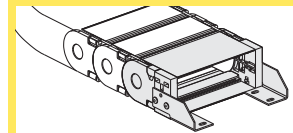
## SR445PI

## SR445PE

Nylon Protection Cable Chain  
with openable covers



### Bright Zinc Plated Steel Type\*\*\*



F = A-44

### Bright Zinc Plated Steel Type Part Numbers

Complete Set Assembled  
A445P□□□\*KM□\*\*

Complete Set Unassembled  
A445P□□□\*K□\*\*

\* Inner width (C)

\*\* 1=Pos.1; 2=Pos.2; 3=Pos.3

\*\*\* Available on request in stainless steel

For further information please consult Brevetti Stendalto's Technical Office