


MICROSWITCHES & STUDS

ACCESSORIES



Features/Benefits

- Microswitch systems adapted to the following fuses:
 - PSC sizes 30, 31, 32, 33 / 70, 71, 72, 73
 - Blade-type PSC (PA) sizes 0-1, 2-3 / 70, 71, 72, 73
 - PSC sizes 000 / 00
- Highly resistant studs offering optimized connection, excellent electrical contact and high mechanical withstand for stud-style fuses.

Applications Data

CODE	AC VOLT ***	POSITIVE OPERATING VOLT/CURRENT	RATED CURRENT	NATURE OF CURRENT	INTERRUPTING RATING						AC VOLTAGE WITHSTAND TEST	IMPULSE VOLTAGE TEST UIMP 1.2/50	FIRE CLASS UL 94						
					NON -INDUCTIVE CIRCUIT			INDUCTIVE CIRCUIT											
					30V	110V	250V	30V	110V	250V									
MS 3V 1-5	1000 V	20 V	10 A	50/60 Hz	10A	10A	10A	10A	10A	10A	8,5 kV*	14 kV**	H.B						
MS 7V 1-5	1500 V	50 mA		DC	8A	0,4A	.2A	4A	.2A	.1A	12 kV*	20 kV**							
MS 3V 1-5 BS	1000 V	10 V	3 A	50/60 Hz	3A	3A	3A	2A	1A	1A	8,5 kV*	14 kV **							
MS 3V 1-9 BS		1500V			10 mA	DC	3A	0,5A	0,25A	3A	0,2A	0,1A		12 kV*	20 kV**				
MS 7V 1-5 BS	MS 7V 1-9 BS		10 mA	DC			3A	0,5A	0,25A	3A	0,2A	0,1A		12 kV*	20 kV**				
MS 3V 1-5 ET							MS 7V 1-5 ET	1000V	1500V	10 V	10 mA	50/60 Hz		DC	3A	3A	0,5A	-	2A
MS PA 2-5	1500 V	20 V	10 A	50/60 Hz	10A	10A	10A	10A	10A	10A	9 kV*	13 kV**	VO						
MS PA 2-9		50 mA		DC	8A	0,4A	0,2A	4A	0,2A	0,1A									
MS PA 2-5 B2	1500 V	20 V	5 A	50 Hz	4A	4A	5A	-	5A	5A	12 kV*	16 kV**	VO						
MS 4L 2-5 B2	1000 V	100 mA		DC	-	-	-	-	2A	0,4A	8 kV*	13 kV**							
MS 4L 2-5 B6	1000 V	20 V	10 A	50/60 Hz	10A	10A	10A	10A	10A	10A	8 kV*	10 kV**	VO						
		50 mA		DC	8A	0,4A	0,2A	4A	0,2A	0,1A									
MC 6,3 GR 2-5N	1000 V	20 V	5A	50/60 Hz	-	5A	3A	-	3A	2A	3.5 kV*	-	H.B.						
		100 mA		DC	4A	0.4A	-	3A	0.4A	-									
MC 36 GR 2-5	1000 V	20 V	5A	50/60 Hz	-	5A	5A	-	5A	5A	7.5 kV*	-							
		100 mA		DC	4A	0.4A	-	2A	0.4A	-									

* Between power circuit and microswitch terminals as per IEC 60 and 694 and NFC 64010 (50/60 Hz 1 min. duration in dry air)

** Between power circuit and microswitch terminals Uimp: impulse voltage as per IEC 947-1

***Between power circuit and microswitch terminals

EACH MICROSWITCH WEIGHS LESS THAN 100 g, THEREFORE NO FUME AND SMOKE GRADE IS REQUIRED BY NF F 16-102 STANDARD

PSC MICROSWITCHES

ACCESSORIES

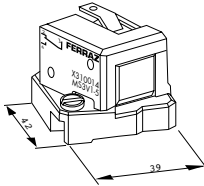


Fig. 1

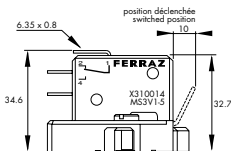


Fig. 2

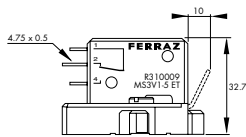


Fig. 3

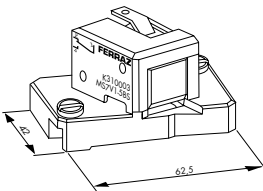


Fig. 4

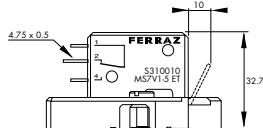


Fig. 5

MS 3V Fuse Sizes: 30 - 33

Fuse Size	Code	Ref. Number	Indication Style	Weight (g)
Sizes 30, 31, 32, 33	MS 3V 1-5 (fig. 1)	X310014	Standard NO-NC	34
	MS 3V 1-5 BS (3)	W310013	Low level NO-NC	34
	MS 3V 1-9 BS (4)	T310011	Low level NO-NC	44
	MS 3V 1-5 ET (fig. 3)	R310009	Low level NO-NC	34

(3) Same as fig. 1

(4) Same dimensions as fig. 1 but with 2 microswitches side by side

(9) Watertightness class

Fuse Size	Code	Ref. Number	Indication Style	Weight (g)
Sizes 70, 71, 72, 73	MS 7V 1-5 (fig. 4)	J310002	Standard NO-NC	45
	MS 7V 1-5 BS (7)	K310003	Low level NO-NC	45
	MS 7V 1-9 BS (8)	P310007	Double pole NO-NC low level	55
	MS 7V 1-5 ET (fig. 5)	S310010	Low level NO-NC IP 50 (9)	55

(7) Same as fig. 4

(8) Same dimensions as fig. 4 but with 2 microswitches side by side

(9) Watertightness class

Attention: Microswitch systems exclusively designed for FERRAZ SHAWMUT PSC fuses are fitted with a patented trip-indicator, saving the use of an EDV.

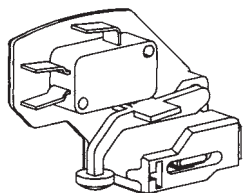


Fig. 7

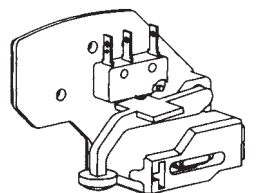


Fig. 8

MS PA Fuse Sizes: 0 - 70

Fuse Size	Code	Ref. Number	Indication Style	Weight (g)
Sizes 0, 1, 2, 3, 71, 72, 73	MS PA 2-5	H210158	OF Standard (fig. 7)	32,5
	MS PA 2-9V	J210159	Double (fig. 7) OF side by side	39,5
	MS PA 2-5 B2	C210360	OF Terminals 2,8	27
70	MS PA 2-5	T210398	OF Standard (fig. 7)	31
	MS PA 2-9	V210399	Double (fig. 7) OF side by side	37
	MS PA 2-5 B2	W210400	OF Terminals 2,8 (fig. 8)	27

Exclusive "MS PA" indication systems are automatically resettable

J

